

89. earth early (or = er)

doctor color flavor motor favor
 humor sailor razor mayor horror
 mirror terror harbor error minor
 armor actor tractor neighbor
 traitor inventor director governor
 conductor collector inspector
 instructor professor author
 impostor memorize elevator
 visitor (ar = er) dollar collar
 cellar cougar drunkard beggar
 blizzard buzzard mustard wizard
 custard lizard coward orchard
 calendar vinegar similar regular
 muscular backward forward
 afterward westward inward
 onward homeward upward

Please sign your name after your child has read these words to you.

90. search

pearl (silent t or
 silent b) listen often
 fasten soften whistle
 castle wrestle rustle
 thistle lamb bomb
 numb limb dumb
comb climb thumb
 crumb plumber

Please sign your name after your child has read these words to you.

91. though although

joyous murderous poisonous
 marvelous prosperous
 thunderous cancerous
 vigorous glamorous
 humorous hazardous jealous
 mucous monstrous
 tremendous stupendous
 fabulous numerous
 miraculous unanimous
 monotonous dangerous
 outrageous nervous famous
 generous enormous
 ridiculous

Please sign your name after your child has read these words to you.

92. rough tough enough
 (Scribal O) won come ton
 dove done sponge shove
 monk front some from none
 month son love glove
 comfort confront compass
 London Monday monkey
 color colorful brother mother
 cover smother honey dozen
 govern shovel oven other
 money nothing wonder
 wonderful honeymoon
 discover among above
 become another recover
 grandmother somersault
 Wonder Woman

Please sign your name after your child has read these words to you.

93. cough bought fought

create ideal idea diet dial liar
 poetry cereal defiant violent violet
 triangle giant quiet quietly video
 rodeo museum reinforce nucleus
 oasis Boa cruel poem cooperate
 duel duet influence January fuel
 fluid chaos neon meteor geometry
 trial diary lion dandelion riot
 iodine triumph variety poet heroic
 area suicide violin meow hideous
 spontaneous being doing going
 gooey million junior serious
 terrier alien lenient ingredient
 obedient comedian experience
 miniature studious previous
 hilarious vegetarian stickiest
 smelliest stinkiest trickiest filthiest
 funnier funniest piano idiot

Please sign your name after your child has read these words to you.

94. ought thought brought station
 action caption notion fiction portion
 mention suction lotion caution friction
 option traction potion motion fraction
 auction nation section function **addition**
 commotion completion pollution
 starvation condition carnation ignition
 temptation collection vacation rejection
 sensation conviction inspection
 corruption addiction correction **attraction**
 frustration extinction **affection** disruption
 construction infection **attention**
 convention instruction translation
 perfection intention invention objection
 distraction subtraction **adoption** donation
 emotion solution tradition devotion
 election quotation reduction location
 selection detention position prevention
 eruption protection creation reaction
 recreation nutrition destruction
 reflection prescription question
suggestion congestion digestion
exhaustion

Please sign your name after your child has read these words to you.

95. answer character

interruption	conversation	imitation	
meditation	cancellation	transportation	
illustration	information	observation	
expectation	concentration	transformation	
contemplation	institution	expedition	
constitution	application	destination	
introduction	exclamation	exploration	
admiration	combination	fascination	
inspiration	irrigation	obligation	
demonstration	hibernation	relaxation	
legislation	presentation	satisfaction	
recognition	superstition	operation	
reservation	isolation	education	definition
decoration	agitation	civilization	
memorization	notification		
recommendation	experimentation		
disqualification	capitalization	visualization	
hospitalization	industrialization	hesitation	
intellectualization	competition		
investigation	mediation		

Please sign your name after your child has read these words to you.

96. taught caught
 mansion passion mission
 tension confession admission
 discussion extension expansion
 aggression impression expression
 concussion compassion
 obsession percussion possession
 permission omission profession
 depression comprehension
 intermission vision
version explosion conclusion
confusion transfusion collision
illusion invasion intrusion
decision erosion division
precision supervision television

Please sign your name after your child has read these words to you.

97. daughter naughty

minute	medicine	detective
imagine	magazine	sardine
police	necklace	engine
examine	service	justice
notice	opposite	favorite
definite	surface	hostile
purchase	lettuce	college
missile	promise	pirate
expensive	forgive	fugitive
negative	positive	primitive
relative	sensitive	attractive
active	explosive	protective
office	practice	

Please sign your name after your child has read these words to you.

98. certain certainly facial
 racial social crucial glacier
 unconscious martial spatial gracious
 luscious spacious vicious special
 suspicious conscious cautious
 scrumptious Martian patience
 conscience patient ancient Asia
 amnesia official ambitious
 commercial infectious flirtatious
 initial precious financial musician
 magician delicious potential
 ferocious precautions nutritious
 politician residential superstitious
 presidential beneficial superficial
 influential artificial electrician
 repetitious confidential controversial
 mathematician appreciate negotiate

Please sign your name after your child has read these words to you.

99. **young** artillery lottery
 grocery trickery misery bribery
 slavery flattery factory memory
 ivory anniversary documentary
 burglary salary summary glossary
 boundary imaginary ordinary
 sanctuary January momentary
 secretary dictionary presidency
 frequency vacancy infancy decency
 extravagance annoyance defiance
 disapapearance balance disturbance
appearance performance allowance
 ambulanance advanance assisance
 distanance attandance ignorance
 entranance influenance intelligenace
 differenace violenace excellenace silenace
 magnificenace innocence absenace
 sentenace presenace evidenace
 confereance

Please sign your name after your child has read these words to you.

P. 1 Daily Individual Spelling - Student Name:

mad						hip					
mom						top					
dog						cap					
dad						map					
cat						pop					
hat						cop					
log						pal					
had						hop					
ham						lip					
at						mop					
am						chop					
hot						chip					
tag						gum					
got						bug					
dot						hum					
mat						much					
lot						cut					
cot						up					
him						dug					
did						mud					
it						bag					
lit						cab					
hid						bug					
jam						bad					
jog						big					
kid						job					
pig						but					

P. 2 Daily Individual Spelling - Student Name:												
rip						fed						
rot						bed						
rub						let						
rag						beg						
rap						pet						
rug						red						
rob						sit						
rich						bus						
if						sad						
fat						such						
fit						sun						
fog						sat						
not						shot						
fin						ship						
in						cash						
run						bash						
pin						mash						
fun						dish						
gun						shut						
man						shop						
chum						rash						
nut						fish						
nap						rush						
get						that						
pen						then						
men						them						
hen						this						

P. 3 Daily Individual Spelling - Student Name:

win						fill					
with						kill					
wish						ill					
wet						less					
web						mess					
when						pass					
yes						fuss					
van						cuss					
fox						miss					
wax						kiss					
box						boss					
fix						puff					
six						duck					
bath						deck					
path						lock					
math						lick					
quit						sock					
quiz						pick					
bell						suck					
shell						neck					
fell						kick					
yell						sick					
tell						luck					
bill						quack					
chill						quick					
hill						rock					
pill						check					

P. 4 Daily Individual Spelling - Student Name:												
buck						flat						
thick						flesh						
cannot						flop						
upset						flash						
pigpen						flush						
sunset						glad						
suntan						glass						
bedbug						plug						
bobcat						plan						
Batman						plum						
catfish						slash						
hotrod						slam						
hotdog						slid						
madman						slip						
blob						slob						
black						stop						
bled						stab						
block						step						
blush						stick						
clap						still						
clock						stuff						
clip						spit						
cliff						spot						
class						spin						
club						spill						
flap						spell						
flip						brat						

P. 5 Daily Individual Spelling - Student Name:

brush						snap					
brick						sniff					
brag						snot (optional)					
dress						snack					
drop						scab					
drug						twin					
drip						swell					
drum						swim					
grab						smash					
grin						smack					
grass						smell					
press						squid					
prick						fast					
crab						last					
crack						past					
crush						blast					
crash						best					
frog						nest					
fresh						bust					
trap						rest					
trip						test					
truck						chest					
trick						fist					
trash						twist					
skin						frost					
skull						dust					
skip						rust					

P. 6 Daily Individual Spelling - Student Name:

trust						cramp					
chant						champ					
plant						stamp					
bent						chimp					
dent						bump					
sent						dump					
tent						jump					
went						plump					
spent						stump					
print						grump					
hunt						grasp					
grunt						crisp					
stunt						belt					
wept						felt					
slept						melt					
swept						wilt					
band						spilt					
grand						milk					
stand						silk					
end						sulk					
bend						help					
send						gulp					
spend						ask					
blend						mask					
blond						desk					
camp						disk					
lamp						risk					

P. 7 Daily Individual Spelling - Student Name:

frisk						patch					
ranch						snatch					
bench						retch					
pinch						stretch					
lunch						itch					
punch						pitch					
crunch						witch					
shaft						switch					
craft						crutch					
theft						here are a few sight words					
gift						me					
fact						be					
self						we					
shelf						he					
scrap						she					
scrub						his					
shrimp						has					
shrug						my					
strip						for					
strap						you					
strict						girl					
splash						boy					
split						to					
sprint						do					
catch						have					
match						are					
ditch						like					

P. 8 Daily Individual Spelling - Student Name:

your						pins					
does						hotdogs					
was						dishes					
go						kisses					
very						inches					
good						lunches					
play						punches					
I						wishes					
						dresses					
cats						fusses					
tents						boxes					
jumps						picnic					
shops						contest					
kicks						plastic					
sunsets						dentist					
spits						insect					
clocks						upset					
quits						himself					
stamps						tennis					
dogs						frogman					
bugs						rabbit					
kills						trumpet					
drums						basket					
stands						magnet					
clubs						helmet					
hands						kitten					
tells						chicken					

P. 9 Daily Individual Spelling - Student Name:												
velvet						ape						
king						grape						
sting						date						
spring						snake						
swing						brave						
bang						grave						
long						game						
strong						joke						
hung						close						
stung						score						
lung						stove						
dung						choke						
sink						smoke						
think						snore						
stink						store						
drink						froze						
thank						ride						
blank						slide						
spank						smile						
honk						slime						
sunk						stripe						
drunk						fire						
skunk						drive						
made						tribe						
grade						ripe						
shake						shine						
brake						here						

P. 10 Daily Individual Spelling - Student Name:

Steve						blister					
cute						mean					
puke (optional)						weak					
rude						meat					
flute						read					
rule						teach					
mule						clean					
gunfire						dream					
mistake						beast					
dislike						stream					
vampire						hear					
pancake						oak					
bedtime						boat					
bagpipe						road					
escape						coat					
sunrise						toad					
unsafe						float					
homerun						coach					
her						soap					
under						meatloaf					
sister						steamboat					
winter						paid					
hunter						jail					
jumper						nail					
summer						hair					
swimmer						brain					
winner						train					

P. 11 Daily Individual Spelling - Student Name:

snail						play					
haircut						stray					
mailman						tray					
raincoat						sway					
sir						subway					
bird						Sunday					
dirt						roadway					
shirt						toe					
third						Joe					
first						hoe					
thirst						toes					
squirt						tiptoe					
girl						toenail					
feel						fur					
weed						burn					
deep						turn					
jeep						hurt					
speech						church					
street						burst					
cheer						surf					
teeth						burp					
cheek						burnt					
sixteen						sunburn					
fifteen						disturb					
day						cow					
pay						owl					
clay						now					

P.12 Daily Individual Spelling - Student Name:

town						thigh					
down						mumble					
growl						gamble					
clown						bubble					
drown						dribble					
crown						giggle					
uptown						tickle					
howl						simple					
plow						apple					
downtown						turtle					
ouch						puzzle					
loud						barf (optional)					
found						hard					
cloud						bark					
ground						march					
outside						shark					
counter						smart					
mouth						artist					
mouse						garden					
house						starfish					
fight						farmer					
night						born					
right						fork					
bright						short					
spotlight						porch					
upright						storm					
flight						forget					

P. 13 Daily Individual Spelling - Student Name:

forgot						raindrop					
popcorn						shortcut					
airport						campfire					
horse						flashlight					
fool						surprise					
shoot						airplane					
spoon						mushroom					
broom						windy					
drool						candy					
bedroom						grumpy					
cartoon						empty					
tooth						funny					
shampoo						happy					
moonlight						dizzy					
sheepskin						stormy					
children						dirty					
drugstore						thirsty					
explode						tiger					
bathtub						unite					
sunshine						later					
fishpond						silent					
tantrum						pretend					
monster						zero					
toothbrush						student					
sandwich						banjo					
birthday						beside					
sandbox						over					

P. 14 Daily Individual Spelling - Student Name:

hello						follow					
jello						snowman					
result						snowstorm					
protest						law					
before						hawk					
relax						awful					
foolish						crawl					
open						outlaw					
paper						auto					
super						haunt					
rifle						August					
cradle						laundry					
table						Paul					
noodle						wishing					
baby						punching					
shaky						twisting					
crazy						stinking					
shiny						drifting					
story						skating					
gravy						snoring					
own						burping					
show						bleeding					
bowl						grading					
throw						reading					
pillow						taping					
window						hopping					
yellow						smiling					

P. 15 Daily Individual Spelling - Student Name:

planted						button					
helped						person					
kissed						balloon					
dumped						complain					
pinched						lesson					
choked						tunnel					
belched						nickel					
pounded						total					
striped						snowball					
hoped						meatball					
smiled						baseball					
dreamed						walrus					
fooled						wander					
explained						water					
didn't						waterfall					
shouldn't						point					
wasn't						tinfoil					
you're						toilet					
who's						enjoy					
here's						cowboy					
you've						oyster					
they've						destroy					
he'll						price					
we'd						space					
I'd						circus					
human						cancer					
pilot						recess					

P. 16 Daily Individual Spelling - Student Name:

pencil												
peace												
princess												
romance												
sentence												
page												
gentle												
stingy												
strange												
plunge												
large												
grudge												
badge												
fudge												
dodge												
budget												
childish												
goldfish												
unfold												
withhold												
behind												
unkind												
almost												
rewind												
postpone												

Instructions for long vowel spelling charts

General Instructions:

Usually you will want to start each chart only after the suggested lesson. If you start it earlier, you will have to introduce the spellings that have not been taught or leave out the words with those spellings. Go over all the different spellings of a sound and discuss where each spelling is usually found - from information at top of the pages. You will be asking the student or students to write down any reasonable spelling for the word that you present - starting from the top of the list and working your way down. You can say for instance: "please figure out three reasonable ways to spell /so/." Give them credit for each spelling that is a good guess. Then ask them what would be a better guess according to the incidences of that spelling in the English language which are represented by the bars on the graphs. A long bar means that there are lots of words spelled that way. A short bar means that there are few words spelled that way. Then

ask if any student knows the correct spelling. Finally, have the student or students write the correct spelling under the corresponding column on their charts. The idea is to make them better and better guessers. The word lists are designed to create lists that are in proportion to the relative frequency of spelling as represented by the bars coming down from each spelling if presented in order. With large groups you may want to create the charts on the board or on an overhead projector.

You can make a game out of this activity by giving points for good guesses, taking away points for bad guesses and an extra point for the correct spelling. Please be sure to follow the directions for each sound. After the students are familiar with one set of spelling patterns and have done many or the words from the list, you may occasionally ask them for other words with that sound for the student or students to guess.





1. Spellings of long "o". Use this chart only after students have completed lesson 55 in

the reading program. Before this point you can use the individualized spelling program or just take words from the lessons for your student or students to learn. Have the student place numbers 1 and 1 or 2 and 2 and so on next to homonyms on their charts. Present the words in this order:

go
so - sow-sew (goes in exceptions column) - this should lead to a discussion about homonyms.
score
froze
no - know (both go in the "ow" list and the silent "k" should be pointed out)
ho - hoe (At this point you have covered all of the one syllable words that end in "o". From now on, tell the students, one syllable words that end in /o/ will not be spelled with a single "o")
rode - road
hole - whole - (both words go under the "o-e" column. Students may not be familiar with this silent "w")
broken
goat
toe - tow
open
protect

flagpole
soak
row - roe
toad - towed (is a derivative of tow)
trombone
show
focus
moment
explode
soap
smoke
donate
flow
bonus
oatmeal
remote
drove
grow
tip toe
dough (this goes in the exceptions column) - this is the end of the "oe" spellings in this list. After this point the students should not guess "oe" for any spelling.
rodent
zero
wove
toaster
blown - is a derivative of "blow".
banjo
choke
over
vote
frozen
snore

sober
roach
follow
throat
pillow
boast
throne - thrown
jello
protest
robot
drugstore
donut
rainbow
oat
stroke
hippo
elbow
roadside
tadpole
story
below
roast
groan - grown - (this word is a derivative or the word grow which is why "ow" is in the middle)
stove
nose - knows - silent "k". Two columns.
provide
globe
board - bored
growth - this word is a derivative or the word grow which is why the "ow" is in the middle.

<p>O (at the end of a syllable) pony</p>	<p>O-e (In one syllable words or in final syllables) joke</p>	<p>Oa (never at the end of words or syllables.) boat</p>	<p>OW (Usually at the end of words or before an "n") snow</p>	<p>Oe (Usually at the end of words) toe</p>
				<div> <div data-bbox="1226 1738 1372 1799" data-label="Image"></div> <div data-bbox="880 1722 928 1957" data-label="Text"> <p>Exceptions:</p> </div> </div>

2. Spellings of long "i". Present these words in order. Use after student or students have completed lesson 75 in the reading program. Use numbers to indicate homonyms.

I - eye - this goes in the exception column.

hi - high - ("I" and "hi" are the only two one syllable words using "i" in a open syllable. After this, only words with more than one syllable will be placed in the first column). "High" goes in the "igh" column but is an exception to the general rule.

ride
tribe
my
tie
tiger
bride
minus
fly
smile
July
night - knight - silent "k".
cry
die - dye (this goes in the exceptions list)
tripod
quite
silent
unite

sky
shy
lightning
lie

right
crisis
prize
liac

why
spotlight
magpie
vampire
grime
driver

multiply
climax
tightrope
desire
notify
smiling
invite
sly
slight

necktie - this is the end of the "ie" words in the list so the student should no longer guess this spelling.

iris
swipe
siren
liking
supply
beside
sunrise
Friday

dislike
gunfire
rifle
baptize

insight
fright
justify
slimy

advertise
finer
reply
nightmare
inside
diner
porcupine
idle

tidy
bedside
butterfly
unwise
shiny
gigantic
nice

fight
satisfy
light

myself - in a compound word which is why "y" is in the middle.

<div>i</div> <div>spider</div> <div>(at the end of a syllable)</div>	<div>i-e</div> <div>time</div> <div>(In one syllable words or in final syllables)</div>	<div>igh</div> <div>fight</div> <div>(Usually comes before a "t".)</div>	<div>y</div> <div>cry</div> <div>(Usually at the end of words)</div>	<div>ie</div> <div>pie</div> <div>(Usually at the end of words)</div>
<div>Exceptions</div>				

3. Spellings of long "a". Use this chart after completing lesson 76 in the reading book. Present the list in this order:

a - this is the only one syllable word with "a" in an open syllable. After this all words in this column will have more than one syllable.

later
flake
clay
chair
trade
pray - prey (this goes in the exceptions column)
weight - wait
veil
paper
square
halo
Sunday
paint
date
skating
stray
sprain
navy
break - brake (break, steak and great are put together in the exception column. These are the only three spellings with "ea" in the list)

reindeer - there are no more "ei" words on the list so the student can mark out the "ei" spelling.

freight
trader
braver
ape
spray
plane - plain
subway
snail
may
radar
stare - stair
play
maple
tray
sailfish
cradle
scrape
table
roadway
insane
mistake
weigh - way
sleigh - slay
strain
eighteen
neighbor
eighty - there are no more "eigh" words on the list so the student can mark out the "eigh" spelling list.
great - grate
steak - stake
shady

invade
crazy
bake
ray

haircut
stray
shaking
pancake
dating
shipmate
scrapping
male - mail
baker
escape
taper
sanest
lake
day
mailman
unsafe
taping
taking
cupcake
braid

maybe - this is a compound word which is why "ay" is not at the end of the word.

innate
waist - waste, (waste goes in the exceptions column)

gray
David
mermaid
drape

runway
pigtailed
lady
quake
playtime - this is a compound word which is why "ay" is in the middle.
raincoat
lazy
shape
staircase - this word goes in two columns
playing - this word has a suffix which is why "ay" is in the middle.

<div>a</div> <div> (at the end of a syllable) </div> <div> baby </div>	<div>a-e</div> <div> (In one syllable words or in final syllables) </div> <div> game </div>	<div>ai</div> <div> (Not at the end of words or syllables.) </div> <div> brain </div>	<div>ay</div> <div> (Usually at the end of words) </div> <div> play </div>	<div>ei</div> <div> (Not at the end of syllables) </div> <div> vein </div>
<div> eigh eight </div> <div> (At the end of a syllable or before 't'.) </div>	<div> ei eight </div> <div> (At the end of a syllable or before 't'.) </div>	<div> ei eight </div> <div> (At the end of a syllable or before 't'.) </div>	<div> ei eight </div> <div> (At the end of a syllable or before 't'.) </div>	<div> ei eight </div> <div> (At the end of a syllable or before 't'.) </div>
<div> Exceptions: </div>	<div> Exceptions: </div>	<div> Exceptions: </div>	<div> Exceptions: </div>	<div> Exceptions: </div>






4. Spellings of long "e". Start using this chart after lesson 74. Teach the "ie" rule before doing this lesson: "i" before "e", except after "c" or when sounded like "a" as in neighbor and weigh. Follow this sequence of words.

he
me
we
she
be - bee, (there are no more single syllable words that go in the first column after this)
weak - week
meat - meet (optional - mete goes in the exception column.)
windy
hear - here
sea - see
rusty
pretend
heal - heel
belong
peel
spear
eve
grumpy
kidney
chimney
thief
return
real - reel
misty
these
crispy

erase
seam - seen
peak - peek
reach
deep
became
dear - deer
east
Steve
behave
turkey
hockey - there are no more "ey" words on this list so the students can cross out that spelling.
ceiling
neither
either - there are no more "ei" words on this list so the students can cross out that spelling.
brief
cookie
beside
read - reed
empty
stampede
please
even
party
before
tweet
fever
twenty
queen
teach
steal - steel
athlete

Venus
delight
beast
fifteenth
incomplete
yummy
earring
sixteenth

belief - in two columns
tea - tee
stream
require
refuse
bumpy
teammate
canteen
interfere
stormy
underneath
chimpanzee
meter
female
theme
windshield
drafty
repeat - in two columns
screach
eleven
squel
indeed
feeling
compete
dirty
hero
brandy
dreaming - sometimes vowel combinations come at the end of syllables.
sweetie - two columnm

<p>e begin</p> <p>(at the end of a syllable)</p>	<p>e-e Pete</p> <p>(In one syllable words or in final syllables)</p>	<p>ea eat</p>	<p>ee feed</p> <p>(Not at the beginning of words.)</p>	<p>y candy</p> <p>(at the end of a word with more than one syllable)</p>
				

ey
key

(at the end of words.)



ie - chief



ei
weird

(not at the end of words.)



Exceptions:

5. Spellings for "oo". Use after lesson 73.
Follow this word list.

student
boost
tube
stupid
shoot
Superman
booth
rude
soup
blew - blue
clue
proof
tulip
tune
swoop
Susan
ruble
poodle
tour
duty
rooster
harpoon
wound
rule
July
truly
smooth
bedroom
chew
ruby
tuna - the letter "a" is a schwa in this word

moonbeam

dune
superb
shampoo
prune
snooch
frugal
group
clue
screw
Sue
prudent
baboon
costume
suit - exception
fruit - exception
juice - exception
brutal
cartoon
include
brutish
tattoo
teaspoon
detour
cashew
Tuesday
rumor
brute
juniper
attitude
raccoon
dude
youth
scruple
mooch
moonlight

turnor
ruin - this word divides between the vowels. The students may not have been introduced to this concept yet.

goose
June
cruel - this word divides between the vowels. The students may not have been introduced to this concept yet.

nude
you - ("ou" is not in the middle as it usually is)

route
igloo
newspaper

glue
due

renew
tunic
drooling
ruder

reduce - the "c" has it's soft sound because it is followed by an "e."
shooting
tourist

u
super
(at the end
of a syl-
lable)

u-e
flute
(In one syllable
words or in final
syllables)

oo
school
(not at the
beginning
of words.)

ou
soup
(Usually in the
middle of
syllables)

ew
grew
(Usually at
the end of
words)

ue
true
(Usually at
the end of
words.)

Exceptions:

6. Spellings of the sound /yu/. Start using this chart after lesson 73.

you - put this in the exceptions column.

unite

cube

cute

humid

argue

pew

music

cupid

use

refuse

bugle

puny

pure

cure

human

uniform

mute

humor

fume

value

curfew

fuse

unit

unity

huge - the "g" has it's soft because it is followed by an "e."

dispute

immune

mutiny

cucumber

accuse - the "a" has a schwa sound.

menu

commute

humane

continue

perfume

rescue

nephew

unicorn

abuse - the "a" has a schwa sound.

Cuban

ridicule

revue

curfew

utensil





excuse

universe

ewe

mew

cue

<div>u</div> <div>music</div> <div>(at the end of a syllable)</div> <div></div>	<div>u-e</div> <div>mule</div> <div>(In one syllable words or in final syllables)</div> <div></div>	<div>ue</div> <div>rescue</div> <div>(At the end of words)</div> <div></div>	<div>ew</div> <div>few</div> <div>(At the end of words)</div> <div></div>
<div>Exceptions</div>			

Fun fill-in sheets

Most of these sheets involve filling in Nouns, Verbs or Adjectives in the blank spaces. The sheets can be used any time after the lesson noted has been mastered. You may want to use these sheets as part of written language instruction on parts of speech. A discussion on Verbs, Nouns or Adjectives is necessary before using each sheet unless your students are already familiar with these concepts.

These sheets can be used after the lesson which is signified on the page. It is not essential that all these pages are completed. They can be used for extra seat work, extra homework and for extra practice of the words they are learning. They can be left for a substitute teacher. The author will: 1) have the students fill in the sheets, 2) ask one student to read his first sentence, 3) have all the rest of the students in the group read their first sentences, 4) have the next student read sentence two, 5) have all the other students in the group read sentence two, etc. This allows all the students to get more practice reading the words they are learning.

Noun, Verb and Adjective fill-in sheets are included for use after lesson 6, 11, 19, 26, 34, 43, 50, 53, 65, 70, 78, 84, 92 and 99.

A "what" or "that" fill-in sheet is included after lesson 39.

A "where", "there", or "were" fill-in sheet is included after lesson 51.

A "there" or "their" fill-in sheet is included after lesson 53.

A "where", "were", or "we're" fill-in sheet is included after lesson 59.

A "there", "their", or "they're" fill-in sheet is included after lesson 59.

A "what" or "that" fill-in sheet is included after lesson 71.

Noun fun sheet: Name_____

use after lesson 6.

1. I can eat ten _____.
2. The _____ sat on the hat.
3. I had a red _____.
4. _____ can be a nut.
5. I can see a big _____.
6. The _____ is on the cat.
7. I bit the big _____.
8. I am not a big fat _____.
9. The big _____ is in the bed.
10. The _____ can rap.
11. The mud is on the _____.
12. The _____ bit the rat.
13. The big _____ is in the _____.
14. The _____ had a bad leg.

Verb fun sheet: Name_____

use after lesson 6.

1. The dog _____ the cat.
2. Mom _____ the dog.
3. The pig _____ the pop.
4. I _____ the cash.
5. Dad can _____ the pet cat.
6. The bat _____ the bug.
7. I can _____ the pig.
8. Bob _____ the cup.
9. The ship _____.
10. The fish _____ in the tub.
11. Dan _____ the ship.
12. The mom _____ the pizza.
13. The hen _____ in the shop.
14. The pig and the cat _____.

Adjective fun sheet: Name_____

use after lesson 6.

1. The _____ cat ran.
2. The _____ cop can get the bad man.
3. Get the _____ cup.
4. I can eat a _____ bug.
5. The _____ dog got cut.
6. The ham is in the _____ pot.
7. The _____ dog is in the mud.
8. I had a _____ hat.
9. Mom can hug the _____ cat.
10. The _____ pig can eat the pizza.
11. The _____ cop had a big hat.
12. The _____ men got mad.
13. A _____ man is sad.
14. I had a _____ pen.

Noun fun sheet: Name_____

use after lesson 11.

1. The _____ is in the box.
2. I wish I had a _____.
3. The sad boy is in the _____.
4. The big _____ is in my bed.
5. The dog sat on the _____.
6. I can pick my _____.
7. The duck can kiss a _____.
8. I put a _____ in the box.
9. The fat _____ ran to the shop.
10. I fell off the _____.
11. The _____ got a big shock.
12. Do not kick _____.
13. I had a rip in my _____.
14. I have a big red _____.

Verb fun sheet: Name_____

use after lesson 11.

1. Six men _____ on the path.
2. A fish can _____ a big bug.
3. The fox can _____ on the hill.
4. The moth _____ to the log.
5. The bad man _____ the rich man.
6. I can _____ a hot bath.
7. Mom can _____ a red wig.
8. I can _____ a fat duck.
9. The girl _____ the boy.
10. The man can _____ the big van.
11. I have to _____ my pizza.
12. I can _____ a big fish.
13. The boy can _____ with the doll.
14. I _____ the red sock.

Adjective fun sheet: Name_____

use after lesson 11.

1. I have to eat a _____ duck.
2. I will get sick if I eat a _____ rock.
3. I can kiss a _____ moth.
4. I can see the _____ mud.
5. Ken can sell the _____ shell.
6. The girl has a _____ cat.
7. The _____ cop got the bad man.
8. I can kiss the _____ sock.
9. I am a _____ girl.
10. I have a _____ doll.
11. I got on the _____ bus.
12. The men got on the _____ ship.
13. I am a _____ boy.
14. I put the _____ pig in the den.

Noun fun sheet: Name_____

use after lesson 19.

1. The quick _____ ran fast.
2. The truck has a flat _____.
3. The man had a fresh _____.
4. The girl had a twin _____.
5. I am the best _____.
6. We can go to the _____.
7. I have a black _____.
8. The plump _____ fell off the truck.
9. I will get sick if I eat _____.
10. I like crisp _____.
11. I like to eat a black bug with my _____.
12. I like to swim in the _____.
13. I want to eat a big _____.
14. I like to pick my _____.

Verb fun sheet: Name_____

use after lesson 19.

1. The duck can _____ in the pond.
2. Batman _____ the bad man.
3. I can _____ ten hotdogs.
4. I can _____ in class.
5. I want to _____ a frog.
6. The fish _____ in the pond.
7. I _____ a big black ant.
8. The girl _____ in a red tent.
9. A chimp can _____.
10. I like to _____ fast.
11. The band _____ on the grass.
12. I like to _____ a lot.
13. The boy _____ in a tent.
14. I want to _____ a bug hotdog.

Adjective fun sheet: Name_____

use after lesson 19.

1. I can kiss a _____ bedbug.
2. The boy has a _____ hotrod.
3. I have a _____ dress.
4. The _____ crab bit my leg.
5. I want to eat a _____ frog.
6. I have to eat a _____ fat rat.
7. I have a _____ belt.
8. The _____ frog has _____ skin.
9. I do not have _____ luck.
10. I wept when I sat on the _____ cactus.
11. My socks have a _____ smell.
12. I like to eat my _____ scabs.
13. I like to jump on the _____ sand.
14. I will not eat the _____ bug.

Noun fun sheet: Name_____

use after lesson 26.

1. The crab can pinch _____.
2. The _____ can catch the _____.
3. This _____ smells very bad.
4. The _____ can disrupt the class.
5. _____ disgusts me.
6. The _____ can act like a brat.
7. _____ likes to play tennis.
8. I had _____ for lunch.
9. I want to kiss _____.
10. _____ had a lot of gas.
11. Frogs eat lots of _____.
12. I had insects for my _____.
13. I went to the dentist to fix my _____.
14. I like to play with my _____.

Verb fun sheet: Name_____

use after lesson 26.

1. The rabbit can _____ my lunch.
2. I _____ to be stuck in traffic.
3. I can _____ on a cactus.
4. I like to _____ insects for lunch.
5. I _____ a bunch of frogs.
6. I had to _____ at lunch.
7. The bandit _____ my TV.
8. Tim _____ my napkin.
9. She likes to _____ on the bench.
10. I like to _____ kisses.
11. I _____ a very soft cat.
12. I _____ a gift to my pal.
13. I like to _____ at the ranch.
14. The boy _____ very selfish.

Adjective fun sheet: Name_____

use after lesson 26.

1. An insect is in my _____ lunch.
2. I got a _____ gift from my pal.
3. I fell in the _____ ditch.
4. I can eat a _____ insect.
5. The _____ rabbit ran up the hill.
6. I like to play with my _____ doll.
7. The _____ bandit can rob me.
8. I like to kiss _____ pigs.
9. I like to smell _____ gas.
10. We had a very _____ lunch.
11. The _____ man went to swim in the pond.
12. I like to put on _____ dresses.
13. The _____ man kept the cash.
14. I expect that you will like the _____ dog.

Noun fun sheet: Name_____

use after lesson 34.

1. I was bitten by a _____.
2. I ate a pink _____.
3. The _____ was very late.
4. I have a square _____.
5. I am a very brave _____.
6. I broke my _____.
7. It is unsafe to pet a _____.
8. _____ is inside my nose.
9. I ate five _____ and nine _____.
10. A vampire cannot bite _____.
11. King Kong ate my _____.
12. I want to escape from this _____.
13. The skunk has a bad _____.
14. I admire _____.

Verb fun sheet: Name_____

use after lesson 34.

1. We went _____ at the rink.
2. I _____ a lot of slime.
3. I _____ a good grade in this class.
4. I _____ my friends.
5. I like to _____ in the lake.
6. I like to _____ slime.
7. The big reptile _____ me.
8. The pancake _____ on my leg.
9. The vampire _____ Batman.
10. I _____ for five miles.
11. My teacher _____ a reptile.
12. I _____ slime on my pancakes.
13. The boy _____ a homerun.
14. The big fat chicken _____ me.

Adjective fun sheet: Name_____

use after lesson 34.

1. The _____ vampire bit me.
2. I ate a _____ reptile.
3. I could see the _____ skunk.
4. I can act like a _____ ape.
5. The _____ snake ate my lunch.
6. I have a _____ nose.
7. I want to ride in a _____ rocket.
8. I have a _____ jacket.
9. I am not a _____ chicken.
10. The ant is in the _____ basket.
11. I ate a very _____ lunch.
12. I had a _____ date.
13. I ate a _____ tadpole.
14. I have a _____ life.

Use after lesson 39. Name _____

Use **what** or **that** in the blanks.

1. _____ was a very good meal.
2. _____ did you yell to your teacher?
3. I like _____ joke a lot.
4. _____ is a very big reptile.
5. _____ does a vampire have for supper?
6. _____ is your last name?
7. I ate _____ big black bug.
8. _____ did you do last summer?
9. _____ is what I did last winter.
10. _____ is _____ thing?
11. I did not eat _____ slime.
12. I want to eat _____ roach.
13. _____ did you have for lunch?
14. I do not like _____ teacher.

Noun fun sheet: Name_____

use after lesson 43.

1. I have a pretty _____.
2. A mean _____ ate my teacher.
3. I ate a big green _____.
4. I want to have three _____.
5. I like to eat sweet _____.
6. The girl has a cheap _____.
7. The fish swam in the deep _____.
8. _____ had to burp in class.
9. A _____ has a very big tail.
10. _____ ate a big live snail.
11. _____ makes me laugh.
12. I have a very cute _____.
13. _____ is not a jerk.
14. On Sunday I can go to the _____.

Verb fun sheet: Name_____

use after lesson 43.

1. A termite _____ on my plate.
2. I _____ a flea for dinner.
3. I _____ my teacher.
4. A toad _____ on my toast.
5. My brain _____.
6. I _____ a green snail.
7. The bird _____ on the dirt.
8. I _____ my toenail.
9. The jeep _____ in the ditch.
10. The train _____ very fast.
11. My date _____ very pretty.
12. The dog _____ in the stream.
13. I _____ a toad for supper.
14. I can _____ a long speech.

Adjective fun sheet: Name_____

use after lesson 43.

1. I am not a _____ jerk.
2. I can smell the _____ beast.
3. I have a very _____ teacher.
4. I feel like a _____ toad.
5. I have a _____ chair.
6. I had a _____ haircut.
7. A _____ bird sat on me.
8. This is a very _____ day for me.
9. I made a _____ burp on my date.
10. I have some _____ teeth.
11. I had to laugh at the _____ man.
12. I have a very _____ brain.
13. I do not have a _____ purse.
14. I like my pizza with _____ leeches.

Noun fun sheet: Name_____

use after lesson 50.

1. She has a very loud _____.
2. The _____ was very sour.
3. I am a very cool _____.
4. I have a very little _____.
5. _____ is very hard for me.
6. The smart _____ got 100% on the test.
7. The poor _____ had no food to eat.
8. _____ can act like a fool.
9. I am proud of my good _____.
10. I gave a flower to my _____.
11. The girl had a laugh with her _____.
12. I ate a leech last _____.
13. _____ comes from Mars.
14. That baboon is my _____.

Verb fun sheet: Name_____

use after lesson 50.

1. A mouse _____ on my couch.
2. The trout _____ in the lake.
3. He _____ lightning in the sky.
4. A snake _____ me in the jungle.
5. The turtle _____ on my arm.
6. I like to _____ like a baboon.
7. The shark _____ a fish for lunch.
8. The farmer _____ the little rabbit.
9. I _____ a spoon of insects.
10. The rooster _____ in the barn.
11. The baboon _____ in the jungle.
12. The girl _____ a raccoon at the lake.
13. I _____ at school today.
14. The people _____ at the beach.

Adjective fun sheet: Name_____

use after lesson 50.

1. I want to be a _____ clown.
2. You have a _____ mouth.
3. The _____ turtle bit my finger.
4. A _____ shark ate my popcorn.
5. A _____ storm made very _____ wind.
6. The boy is a _____ sport.
7. The hornet gave me a _____ sting.
8. I saw the _____ moon at night.
9. The people had _____ food for dinner.
10. The _____ clown can make people laugh.
11. I like to go to my _____ school.
12. The _____ moonlight lit up the lake.
13. The _____ house had a big bedroom.
14. The _____ artist was very rich.

Use after lesson 51.

Name_____

Fill in the blanks with **where**, **there** or **were**.

1. _____ is my flashlight?
2. They _____ not at school today.
3. Please sit over _____.
4. _____ is the drugstore?
5. There _____ three cats in the basket.
6. _____ is my brain today?
7. _____ are no ducks in the pond.
8. _____ is a pretty baboon in the room.
9. _____ is the toad that was on the stove?
10. _____ are lots of fish in _____.
11. We _____ not on the sailboat.
12. _____ is my slime?
13. The actress is right _____ by the red car.
14. Please do not put your cockroach _____.

Noun fun sheet: Name_____

use after lesson 53.

1. I have a hundred _____
2. My _____ is very empty.
3. That is a very funny _____.
4. The smelly _____ sat next to me.
5. That _____ is not stupid.
6. The _____ felt very foolish.
7. I can eat a thousand _____.
8. I am super at _____.
9. The dentist had to extract the _____.
10. The funny _____ likes to tell jokes.
11. My birthday is on _____.
12. _____ should relax and chill out.
13. The big _____ was in my sandwich.
14. I hate to go to my stupid _____.

Verb fun sheet: Name_____

use after lesson 53.

1. The children like to _____ lots of candy.
2. The big, green, ugly monster _____ me.
3. I have to _____ to the bathroom.
4. The raindrop _____ on my chest.
5. The airplane _____ in the sky.
6. The good student can _____ well.
7. The stupid spider _____ a fly.
8. The beaver _____ on the tree.
9. I can _____ like a robot.
10. My teacher _____ me to relax.
11. I _____ three spiders for dinner.
12. I _____ a zero on my paper.
13. The boy _____ a tantrum in class.
14. My grumpy teacher _____ at me.

Adjective fun sheet: Name_____

use after lesson 53.

1. The _____ cat ate the _____ mouse.
2. I am a _____ monster.
3. We had a _____, _____ pumpkin.
4. My _____ sandwich was rotten.
5. I ate a _____ spider.
6. I had a very _____ birthday.
7. I am a _____ student.
8. The _____ spider sat on my hand.
9. The boy had a _____ illness.
10. I ate the _____ cockroach and a peanut.
11. The angry student found the _____ dog.
12. I want to ride in a _____ airplane.
13. When I was sick, I had a _____ fever.
14. The _____ tiger can scare me.

Use after lesson 53. Name _____

Use **there** or **their** in the blank spaces.

1. _____ is a spider right next to you.
2. She gave them _____ pancakes.
3. _____ car was in a very bad crash.
4. _____ are a lot of people that can't read.
5. Put your tiger right over _____.
6. _____ friend is from Mars.
7. Cats like to clean _____ fur and whiskers.
8. We like to laugh at _____ jokes.
9. _____ puppy is very hungry.
10. King Kong likes to sleep over _____.
11. _____ children are very smart.
12. My pet monster is over _____.
13. _____ is a snake on your arm.
14. My very good teacher is over _____.

Use after lesson 59. Name _____

Use **we're**, **were** or **where** in the blank spaces.

we're---we are

were---past tense of are

where--place

1. _____ is my brain today?
2. The kids _____ not very friendly.
3. _____ having a party today.
4. _____ going to give our money to our teacher.
5. Monsters _____ eating my house.
6. _____ going to laugh at our teacher.
7. We _____ going on a long trip.
8. _____ is the black spider?
9. They _____ throwing up in the back seat of the car.
10. _____ is my stupid cockroach?
11. The rock bands _____ awesome.
12. They _____ in a contest on the playground.
13. _____ can I get a better teacher?

Use after lesson 59. Name _____

Use **there**, **their** or **they're** in the blank spaces.

they're---they are

their---ownership

there--place

1. _____ house is very dirty.
2. _____ is a bug in my nose.
3. I like to go to _____ home.
4. _____ not going over _____.
5. My school is over _____.
6. _____ car is very stinky.
7. _____ boat is very big.
8. My teacher is over _____.
9. _____ friends of mine.
10. _____ not very happy.
11. _____ are three things that I like.
12. _____ dog bit my rat.
13. We like to play with _____ vampire.

Noun fun sheet: Name_____

use after lesson 65.

1. I have an awesome _____.
2. The _____ doesn't like his life.
3. I had an awful _____.
4. I ate a tiny _____.
5. My _____ is a little crazy.
6. The _____ is very stinky.
7. I like to annoy my _____.
8. I kissed a big _____.
9. This is a lousy _____.
10. I ate a slimy _____ for my snack.
11. I got a slimy _____ from my nose.
12. Isn't it time to go _____ yet.
13. The girl burped in _____.
14. The lazy _____ stayed in bed all day.

Verb fun sheet: Name_____

use after lesson 65.

1. The baby _____ on the couch.
2. The poodle _____ the noodle.
3. The silly boy _____ the spider.
4. She likes to _____ the baby.
5. A pretty rainbow _____ in the sky.
6. I _____ fifteen goldfish.
7. The eagle _____ to the barn.
8. I need to _____ my laundry.
9. The angry lawyer _____ at the judge.
10. Mom's _____ to the wedding.
11. I _____ really mad today.
12. Snow _____ on the houses and trees.
13. I like to _____ beetles.
14. I _____ out of the window.

Adjective fun sheet: Name_____

use after lesson 65.

1. I picked a _____ flower.
2. I ate a _____ spider.
3. I can do the _____ dance.
4. I have a _____ brain.
5. My _____ meatball fell on the floor.
6. I sat on the _____ toilet.
7. We played with the _____ balloon.
8. He chased the _____ squirrel.
9. I jumped into the _____ water.
10. The man fell into the _____ canyon.
11. I have only _____ nickels.
12. I am like a _____ angel.
13. She had to go to her _____ lesson.
14. I have a _____ secret.

Noun fun sheet: Name_____

use after lesson 70.

1. I am stronger than _____.
2. The dog is fatter than _____.
3. I like to cook lots of _____.
4. I had a fantastic _____.
5. I am an outstanding _____.
6. I do not understand _____.
7. I got an excellent _____.
8. I like romantic _____.
9. I am disgusted by _____.
10. I am sorry about my _____.
11. The heavy man was a wealthy _____.
12. She is the oldest _____ in the class.
13. I had to pick up the heavy _____.
14. This is a dreadful _____.

Verb fun sheet: Name_____

use after lesson 70.

1. I like to _____ grasshoppers.
2. I _____ the power.
3. A Black Widow spider _____ me.
4. I do not _____ to go to prison.
5. I _____ the vomit on the chair.
6. I want to _____ the planet.
7. I can _____ ten hamburgers.
8. I can _____ like a chimpanzee.
9. The girl _____ to play basketball.
10. The tornado _____ the town.
11. I _____ a gigantic porcupine.
12. Yesterday I _____ Superman.
13. I want to _____ on a camel.
14. The huge dragon _____ me.

Adjective fun sheet: Name_____

use after lesson 70.

1. We had a _____ breakfast.
2. I have a _____ head.
3. The _____ slime is in my nose.
4. The _____ vomit was on the table.
5. I hurt my _____ foot.
6. This is a _____ class.
7. I ate a _____ grasshopper.
8. The _____ chimpanzee sat on me.
9. I gave a _____ valentine to my date.
10. A _____ tornado flattened the house.
11. The _____ woodpecker ate some bugs.
12. The _____ flower was in the garden.
13. The _____ dragon ate Superman.
14. The _____ football game was on TV.

Use after lesson 71. Name _____

☐ Use **what** or **that** in the blanks. Part 2.

1. _____ gorilla is right behind you.
2. The teacher said _____ I am not doing my best work.
3. Can you understand _____ I am saying?
4. Please don't put _____ rattlesnake on me.
5. I want to complain about _____ teacher.
6. _____ teacher is really dreadful.
- ☐ 7. _____ is life all about anyway?
8. _____ is _____ thing you are talking about?
9. _____ kind of rattlesnake bit you?
10. _____ is very difficult for me to do.
11. I don't understand _____ vomit is.
12. _____ person is very annoying.
13. Whose eyeball is _____ anyway?
14. _____ toilet is very smelly.

Noun fun sheet: Name_____

use after lesson 78.

1. The beautiful _____ is very artistic.
2. I have nineteen _____.
3. I got a few _____ at the store.
4. That _____ is a thief.
5. My _____ is very weird.
6. I love to eat fried _____.
7. I have eight _____ and eighty-eight _____.
8. This is the worst _____ I have ever had.
9. I found a worm in my _____.
10. This is a worthless _____.
11. _____ is a real joker.
12. I am worried about _____.
13. A werewolf ate my _____.
14. Please do not argue with _____.

Verb fun sheet: Name_____

use after lesson 78.

1. Everyone _____ the jellyfish.
2. I _____ nineteen rattlesnakes yesterday.
3. The biker _____ on his hog.
4. The outfielder _____ the ball.
5. I _____ all of the cookies.
6. I fried three flies and _____ them.
7. A swarm of bees _____ me.
8. The worm _____ warm in my mouth.
9. The aircraft _____ over the city.
10. I _____ some red underwear.
11. The sheriff _____ the bandit.
12. I _____ books about romance.
13. I _____ like a zombie today.
14. My eyeball _____ in the toilet.

Adjective fun sheet: Name_____

use after lesson 78.

1. The _____ rattlesnake ate the rat.
2. The player hit _____ homeruns in the game.
3. There was an ant in my _____ soup.
4. I love _____ movies.
5. I paid _____ pennies for the turkey.
6. The _____ monster terrified me.
7. _____ people flew in the airplane.
8. I have _____ quarters in my pocket.
9. Please do not swear in _____ class.
10. The plane landed at the _____ airport.
11. _____ firemen got hurt in the blaze.
12. I want to leave the planet in a _____ spaceship.
13. I found a _____ butterfly in the yard.
14. The chimpanzee was a _____ kisser.

Noun fun sheet: Name_____

use after lesson 84.

1. _____ gives me a lot of pleasure.
2. I found a wormhole in my _____.
3. I ate a hairy _____.
4. I wore the wrong _____ today.
5. I like to capture _____.
6. A vulture eats dead _____.
7. I have an annoying _____.
8. Godzilla ate my _____.
9. My _____ is unhappy with me.
10. I am undecided about my _____.
11. The woman had a fracture in her _____.
12. Dracula chewed on the _____.
13. Please do not torture your _____.
14. The woman had to rewrite her _____.

Verb fun sheet: Name_____

use after lesson 84.

1. It is unfair if you _____ me.
2. I could _____ a picture of you.
3. I want to _____ some treasure.
4. The zebra _____ on the sofa.
5. Godzilla _____ my friends.
6. Dracula was _____ the blood.
7. The crocodile _____ the kangaroo.
8. The criminal _____ not innocent.
9. Several animals _____ to drink from the stream.
10. The woman _____ the elephant.
11. The vampire was _____ for blood.
12. The alligator _____ my sandwich.
13. My family _____ in the photograph.
14. The woman _____ to Alaska.

Adjective fun sheet: Name_____

use after lesson 84.

1. The _____ kangaroo kicked me.
2. The _____ knight saved the princess.
3. The _____ men knew many people.
4. The _____ gorilla reminds me of my teacher.
5. My _____ computer crashed.
6. The _____ wrestler yelled at the referee.
7. We took the cat to the _____ hospital.
8. The _____ buffalo stepped on my foot.
9. The _____ cobra wrapped itself around me.
10. I have to rewrite my _____ paper.
11. The _____ president sent troops to the Mideast.
12. I wrestled the _____ alligator.
13. The _____ student told his teacher that he was sorry.
14. We have _____ furniture in our house.

Noun fun sheet: Name_____

use after lesson 92.

1. I am an incredible _____.
2. The _____ is very excitable.
3. I need to sharpen my _____.
4. The woman has stolen many _____.
5. A _____ can be very playful.
6. I am thankful for _____.
7. This _____ is impossible.
8. _____ is really very friendly.
9. I like to watch _____ .
10. _____ is very muscular.
11. The _____ is very colorful.
12. We had a wonderful _____.
13. If I had more money, I could buy more _____.
14. The _____ is priceless.

Verb fun sheet: Name_____

use after lesson 92.

1. Wonder Woman _____ the criminals.
2. The tough man _____ in the boxing match.
3. They _____ a bandage on his leg.
4. The doctor _____ the injured sailor.
5. The man and woman _____ a wonderful honeymoon.
6. The tractor _____ the hay wagon.
7. Grandmother can _____ a somersault.
8. The mother and the brother _____ the cake.
9. I _____ when I watched the horror movie.
10. The doctor _____ all day long.
11. My neighbor _____ the dog.
12. I want to _____ in a red convertible.
13. The elevator _____ to the basement.
14. I _____ one hundred dollars.

Adjective fun sheet: Name_____

use after lesson 92.

1. I have a _____ sense of humor.
2. The _____ sailor was very strong.
3. The man had a _____ illness.
4. We have a very _____ government.
5. The show was _____ entertainment.
6. Many _____ ships come into the harbor.
7. I want to live in a _____ castle.
8. The _____ monkey climbed on the tree.
9. The _____ grandmother was very nice.
10. The _____ lizard climbed on my arm.
11. The _____ basement was very dark.
12. The _____ man was famous.
13. I put my _____ food in the garbage.
14. The spider had a _____ flavor.

Noun fun sheet: Name_____

use after lesson 99.

1. I caught a _____ and ate it.
2. Love is the opposite of _____.
3. We saw a giant _____.
4. The alien had a big _____.
5. I want a million _____.
6. I think _____ is very special.
7. I promise that I will not eat _____.
8. The _____ was very attractive.
9. The vicious _____ bit me.
10. A _____ needs a lot of patience.
11. I ate a delicious _____ for lunch.
12. I think _____ is scrumptious.
13. I want an expensive _____.
14. I think that _____ is very negative.

Verb fun sheet: Name_____

use after lesson 99.

1. The comedian _____ very funny jokes.
2. I _____ the sound of a violin.
3. The lion _____ at me.
4. He likes to _____ destruction in the movies.
5. The percussionist _____ the drums.
6. The police _____ the bad man.
7. I _____ a bad cough.
8. I _____ a lot of intelligence.
9. The woman can _____ many magazines.
10. I like to _____ cereal with dirt.
11. A cat can _____ meow.
12. The argument _____ a lot of commotion.
13. I _____ a lot of relaxation.
14. The engine in my car _____.

Adjective fun sheet: Name_____

use after lesson 99.

1. The _____ giant ate my foot.
2. I need a _____ vacation.
3. We live in a _____ nation.
4. I need a _____ education.
5. I think I made a _____ impression.
6. The ice cream made a _____ breakfast.
7. I like to read _____ magazines.
8. I don't like the _____ commercial.
9. I talked to a _____ Martian.
10. The _____ detective caught the criminal.
11. The attractive boy noticed the _____ girl.
12. I saw a _____ alien on television.
13. I wrote a really _____ poem.
14. I have a _____ imagination.

Summer Reading Alert!

Please please please please please please please read with your child this summer! Your child _____, has made good progress in reading in my class. It is essential that your child read during the summer in order to keep and improve on his or her reading skills.

If he or she is reading independently, you should make sure that the text is not too difficult or too easy and be sure to ask comprehension questions to make sure of understanding.

If you read with your child, you can use interesting books with reading levels from _____ to _____. Here is a method that you can use to help your child improve in reading:

On the first page of text, read out loud at the same time as your child in what is referred to as choral reading. The idea is not to get too far ahead of your child and not to let him or her get too far ahead of you. Your child should read about 50% of the words before you do. You will probably read most of the harder words. This type of assistance helps children with phrasing, punctuation, comprehension, decoding and reading fluency. It is helpful to move your finger and point at each word being read.

On the second page, keep using your finger to point to the words but have your child read the page to you with minimal help from you. If this is impossibly hard, then you need to read an easier book.

On the third page, you read it out loud to your child. After that you just start the sequence all over again. Most children like this method because they only read one page in three by themselves, and you get through the story or book more quickly.

It is also very good to spend time reading to your child about things that interest him or her but may be above their reading level. You should ask him or her comprehension questions to strengthen listening comprehension - a crucial skill needed for reading success. When reading to your child, you can discuss vocabulary, problems, multiple meanings, main ideas or purpose, characters, setting, plot, predictions, point of view and relationships to your child's or your own personal experiences. Just make sure that the questions and discussion do not get in the way of the child's enjoyment of the story or passage.

Also, try to involve your child in conversations that are slightly more sophisticated than their normal oral language. If you have any additional questions, please call me.

Sincerely,
Mr. Morgan - 254-0533